

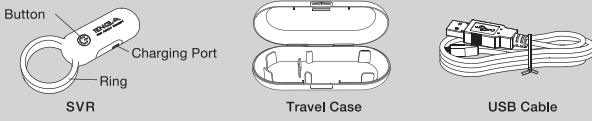
TENGA | SVR

SMART VIBE RING

USER MANUAL

Always read User Manual before use and store this manual without disposing.

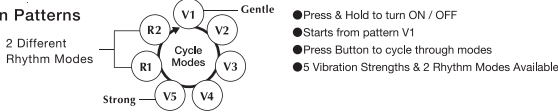
Included Parts



How to Use



Vibration Patterns

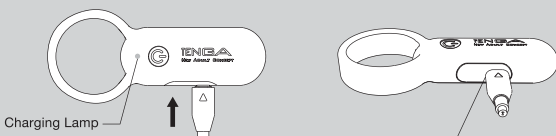


Warning : When using the SVR

The SVR uses a soft silicone, but please ensure you do not constrict bloodflow with the Ring when holding the item. The material will also stretch over time due to wear-and-tear from normal, multiple uses. If you feel the Ring has lost its elasticity, please dispose and consider purchasing a new SVR.

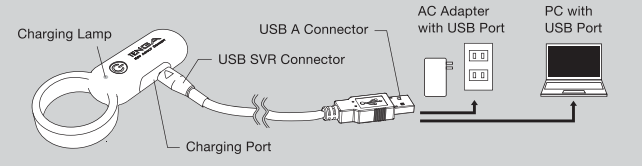


How to Charge



- ① With Δ facing forward, attach USB to SVR.
- ② Connect USB to a PC USB port or USB/wall plug adaptor.
- ③ If charging correctly, the Charging Lamp will turn on.
- ④ Once fully charged, the Charging Lamp will turn off.

Δ Do not force plugs into ports. This may lead to damages.
 Δ ALWAYS ensure the ports and plugs are dry after washing. If ports and plugs are wet there is danger of electricution or death, and damage to product.



Please ensure USB is compatible with your AC Wall Plug Adaptor.

- Δ Do not attach/detach USB Cable with wet hands.
- Δ Always Charge fully if you have not used the SVR for prolonged periods.
- Δ To avoid degradation of battery, please ensure to fully charge at least once every 6 months.
- Δ Do NOT charge using speed chargers or adapters over 5V 1000mA. This may lead to damage of product.

Instructions

- Do not insert product into body, swallow or place in mouth.
- Do not use with Massage Oils, Baby Oil, or any oil-based lubricant.
- Do not use with silicone based lubricants. The SVR is only compatible with water based lubricants.
- The SVR is waterproof up to 50cm. Do not place in deeper waters or expose to intense streams of water. This may lead to product damage.

Cleaning & Storage

- Always wash before first use and before every use with cold or tepid water.
- If using soap, please only use a mild, neutral soap.
- Dry with a cloth and allow the item to air dry in a cool, dry place.
- Please wash after use and ensure the item is dry before storing in the Travel Case.
- Store away from direct sunlight, in a cool, dry place.
- Do not store with pesticides, perfumes or oil-based items.

Disposal

Regarding disposal of Waste Electrical and Electronic Equipment (WEEE), The symbol below of a crossed-out dustbin indicates that this item should be taken to an appropriate collection point for proper disposal. Please do not dispose with household waste. Product contains Li-ion Battery.



Troubleshooting

? Product won't work / stops immediately / is weak

- Please ensure product is fully charged.
- If problem persists, deplete battery completely, then charge again.
- If problem still persists, the battery may have expired.

? Product won't charge

- Please ensure cables are connected facing the right direction.
- Please ensure cables are connected to all plugs and ports, fully.
- If using a PC/laptop USB port, please ensure PC/laptop is ON and providing electricity to USB.

Attention

- Wash before first use and after every use with cold or tepid water. Do not boil or wash with hot water.
- Keep away from hot, humid places in direct sunlight. This may cause product damage or fire hazards.
- Do not clean with alcohol or highly acidic/alkaline cleaners. This may cause disfiguration of product.
- Keep out of reach of children. Detachable parts may cause choking hazards.
- DO NOT drop or expose to extreme force as this may cause product damage.
- Do not use when tired or under the influence of alcohol as this may cause health troubles.
- Keep away from flames. Do not use when smoking. These may cause fire hazards.
- Do not use in salt water or sea water. This may lead to product damage.
- Do not leave in water for prolonged periods of time. This may lead to product damage.
- If you notice any adverse physical effects during use, cease use immediately and contact a medical professional. Prolonged use may cause injury or health problems.
- Do not share with others to avoid transmission of contagious diseases and infections.
- Do not use on same part of body for over 15 minutes.
- Always turn OFF after use to avoid physical accidents or product damage.
- Always connect Cable facing the correct direction to avoid possible damage or fire hazards.
- DO NOT pull cable to unplug from electricity outlet. Pull from the connectors of the cable. Pulling from the cable may damage the

- cable, and may cause electricity hazards, short circuiting, fire hazards and product damage.
- Do not charge the product while ON. This may cause product damage and fire hazards.
- Do not excessively bend USB Cable or wrap Cables in bundles. Also do not place under heavy objects or near hot objects. These may cause electrical and fire hazards.
- While not charging, always remove USB cable from electricity source to avoid dust or other dirt from causing fire and electric hazards.
- Please occasionally remove dust from USB Plug, USB Cable and Adaptor as excessive build-up of dust in these areas may cause a fire hazard.

Caution

- Do not excessively stretch the Silicone Cover. This may cause snapping or other product damage.
- Do not remove Silicone Cover. This may cause product damage or other defects and is a fire hazard.
- Do not attempt to fix the product if found defective. This may lead to fire and electricity hazards and may put you in danger.
- If you have a pace-maker or other electric medical instrument, are pregnant, are being treated for any medical instance, or otherwise have any concerns regarding your health please consult a doctor before use of this product.
- DO NOT use on any damaged, irritated skin or any other bodily areas requiring medical attention.
- If you find the item to be defective, cease use immediately and turn product OFF. Continued use may cause injury.
- When washing product, ALWAYS remove USB Cable.
- Do not touch USB Cable with wet hands. This may cause electric or fire hazards.
- Do not use if USB Cable or connector are damaged or loose. Continued use may cause short circuiting or electric and fire hazards.

Product Warranty

This product is covered by Product Warranty for THREE (3) MONTHS from Original Date of Purchase against defects due to fault of production or materials. If you discover a defect during Product Warranty period, TENGA Co., Ltd. will provide a replacement, free of charge, at its discretion.

Product Warranty covers working parts of the Product and does NOT cover the following:

- If you fail to show both this User Manual and Original Purchase Receipt.
- Abnormal usage methods, or usage methods deemed inappropriate or otherwise mentioned as invalidating Warranty in this User Manual.
- Damages made during delivery of product, moving of product or accidental damages.
- Cosmetic damage due to fair use of Product.
- Damages caused by natural disasters or use at wrong voltage.

Product Warranty Sheet

| | |
|---------------------------------------|---|
| Name | |
| Address | |
| Telephone Number | |
| Product Warranty Period | Three Months from Date of Purchase |
| Date of Purchase | |
| Place of Purchase | (Store Name, Address / URL, Telephone Number) |
| Please Show Proof of Purchase Receipt | |

Specifications

| | |
|------------------------------|---|
| Product Name / Code Number | SVR (SMART VIBE RING) · BLACK / TSV-001 · PEARL WHITE / TSV-002 · CARMINE / TSV-003 |
| Running Time / Charging Time | Approx. 60min (at full power) / Approx. 60min (at 5V 1000mA) |
| Product Dimensions / Weight | Approx. 90×38×16mm (H×W×D) / Approx. 25g *USB Cable Length: 90cm |
| Materials | SVR: FDA Approved Silicone, ABS, Li-ion Battery. Travel Case: PP |